

Harvesting and threshing equipment

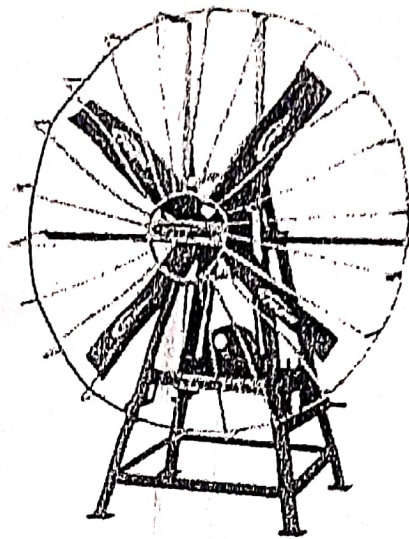
Harvesting - Harvesting is the process of gathering mature crops from the fields.

Threshing! Threshing is the process of loosening the edible part of the cereal grains from the ~~scaly~~, inedible chaff that surrounds it.

Harvesting and threshing equipment:

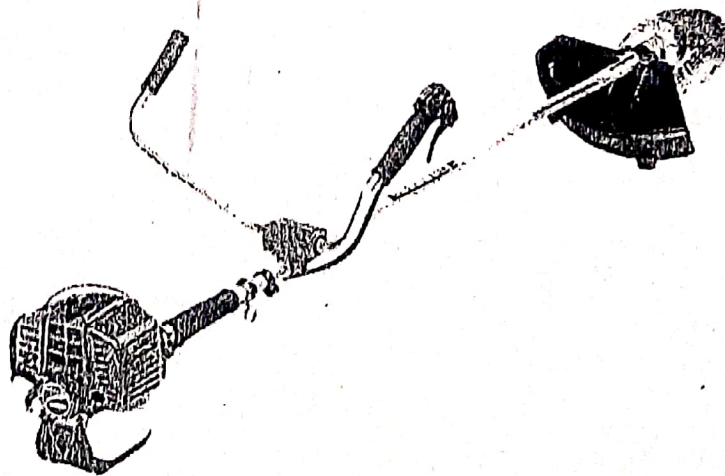
1. Winnowing fan:

It is used for the cleaning of grains by the winnowing action.



2. Brush cutter:


Suitable for cutting fresh or dry grass on ground, lawn, fields and equally suitable for cutting bamboos, sugarcane etc...



Combine harvester.

Combines are used for cutting, threshing, cleaning and loading in one operation.

It saves 80-90% labour requirements and 33% cost of operations compared with traditional methods.




4. Threshers:

These are used for threshing the seeds from the harvested crops.

Mostly threshers are tractor operated.

When the harvested crop is fed in this machine, seeds and straw are obtained separately.


Important threshers are Wheat thresher, Maize thresher, Ground nut and Paddy thresher.



5. Harvesters:


These are used for harvesting of the different crops.

Important are Wheat harvester, Sugarcane harvester and Paddy harvester.




6. Self propelled straw reaper:

It is used for harvesting of crops mostly at ground level and useful for cutting crops like Wheat, Paddy and Green fodder.



7. Shellers:

These are used for shelling and cleaning of Caster Pods and Maize cobs.



Maize sheller with dehusker.

It is used for shelling and dehusking of maize cobs.

It removes skin cover and grains separately.

